

Docking Drawer®

In-drawer charging & powering outlets

We are the market leader of in-drawer electrical outlets. Offering a full array of ETL and CSA Listed solutions, we are committed to charging and powering today's connected lifestyle with innovative products. Our patented and simple-to-specify outlets offer a reliable way to add movable drawer outlets safely, while keeping your spaces organized.



Featuring
Leviton Outlets



photo credit
STUDIO DEARBORN

Smart.

Interlocking circuit breakers in charging outlets and thermostats in powering outlets ensure safe operations. Smart chips in USB-C with Power Delivery (PD) optimizes charging to prevent overcurrent and devices from overheating.

Simple.

Our Blade™ outlets are designed to fit into any standard cabinet spaces, so specification and installation can occur at the beginning, middle, or end of the project.

Safe.

Docking Drawer outlets are ETL Listed to UL962a and CSA 22.2 (USB only outlets) and comply with NEC and CEC standards. Assemblies are cycle tested over 500,000 times to ensure a long life of safe operation.

Charging Outlets

Blade Series now featuring USB-C with Power Delivery (PD)




Blade™



Blade Duo™

Charging Series outlets are specifically designed to charge today's technology, and they feature a built-in circuit breaker preventing high power devices such as hair dryers from being used. Charge up to eight devices at a time.

Where to Install: Kitchens, Desks, Closets, Furniture



Powering Outlets

Style Drawer Blade & Flush Series



Style Drawer Blade™



Style Drawer Blade Duo™

Style Drawer Flush™

Our in-drawer power outlets are ideal for hair dryers, curling irons, and anything requiring up to 20 amps of current. Outlets feature a UL Listed thermostat that cuts power to the outlet in the event that the surrounding temperature exceeds 120° F. Power up to 4 devices at a time.


Where to Install: Bathrooms, Kitchens, Furniture



NEW CHARGING OPTION

USB-C with Power Delivery (PD)

Technology moves quickly—and Docking Drawer does, too! That's why we'll soon be adding Docking Drawer Blade and Blade Duo charging outlets featuring USB-C with Power Delivery to our offerings. Supplying an even higher level of power than standard USB-A outlets, this new USB standard allows our Docking Drawer Blade and Blade Duo in-drawer charging outlets the ability to deliver faster, more powerful, and safer charging for cell phones, tablets, laptops, smart watches, and more.

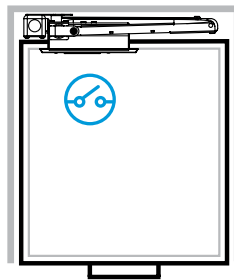
 Faster Charge your device 70% faster	 More Powerful 2x more powerful than typical USB	 Safer Built-in overcurrent protection and prevents overheating
--	---	--

NEW POWERING OPTION

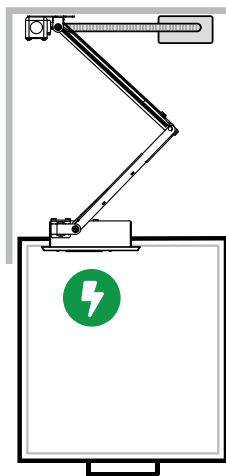
Style Drawer Blade and Blade Duo with Interlock Box

The Style Drawer Blade and Blade Duo with Interlock Box adds another layer of safety to our solutions. For our Canadian customers, this means that the Style Drawer Blade and Blade Duo with Interlock Box satisfies the requirements listed in section 26-710 of the Canadian Electrical Code (CEC) that stipulates the outlet is de-energized when a drawer is closed. These will be the first ever in-drawer outlets to pass CEC inspections in Canada.

Drawer Closed
Outlet De-energized



Drawer Open
Outlet Energized



Get Docking Drawer Spec Sheets

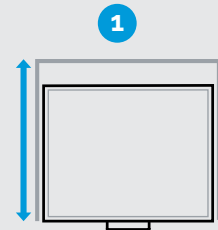
Planning an in-drawer outlet installation is easy using the resources available in our Support Library at support.dockingdrawer.com.

Download Mounting Diagrams to plan an installation, get DFX and STEP files to import into 2D and 3D programs, or review the Electrical Planning Guide to locate in-cabinet power to connect our outlets.

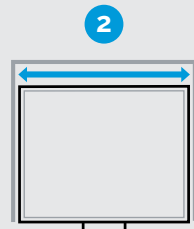
CHOOSE AN OUTLET

Measure Your Cabinet

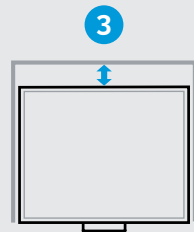
Docking Drawer outlets come in a variety of sizes offering different ranges of extensions. Here is how to find the size that works for you.



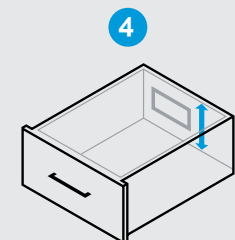
Start your project by measuring the cabinet depth.



Measure the drawer box width (OD).








Then measure space available behind the drawer box.



Then measure the interior drawer box height.

Use Our Sizing Chart to Select an Outlet







chart on next page

	CHARGING				POWERING						
Outlet Type	Docking Drawer Blade™ 		Docking Drawer Blade Duo™ 		Style Drawer Blade™ 		Style Drawer Blade Duo™ 		Style Drawer Flush™ 		
Outlet Name	Blade	Blade USB	Duo	Duo USB	24 Blade	21 Blade	24 Blade Duo	21 Blade Duo	24 Flush	21 Flush	18 Flush
ETL Listed Part Numbers	0290-30000 0290-30002	0290-30001	0290-30100 0290-30102	0290-30101	0290-00324 0290-00324-U	0290-00321 0290-00321-U	0290-20324 0290-20324-U	0290-20321 0290-20321-U	0290-00033 0290-00033-U	0290-00032 0290-00032-U	0290-00050 0290-00050-U
CSA Listed Part Numbers		0290-30001		0290-30101	0290-00324-I 0290-00324-UI	0290-00321-I 0290-00321-UI	0290-20324-I 0290-20324-UI	0290-20321-I 0290-20321-UI			
Finish Choices	White, Black, Stainless Steel										

CABINET SPECIFICATIONS

Cabinet Depth	≤ 24"				≤ 24"	≤ 21"	≤ 24"	≤ 21"	≤ 24"	≤ 21"	≤ 18"
Minimum drawer box width (OD)	≥ 15"				≥ 16" if drawer box height is ≥ 5.25" ≥ 17.75" if drawer box height is ≥ 4"	≥ 14.5" if drawer box height is ≥ 5.25" ≥ 16.25" if drawer box height is ≥ 4"	≥ 16" if drawer box height is ≥ 5.25" ≥ 17.75" if drawer box height is ≥ 4"	≥ 14.5" if drawer box height is ≥ 5.25" ≥ 16.25" if drawer box height is ≥ 4"	≥ 13.5"	≥ 12"	≥ 10.5"
Minimum space behind drawer box	2"				2"				5"		
Minimum interior drawer box height	3"				4" - 5.25"				4"		

Features:	AC/USB		ALL USB		GFCI						
ETL Listed to UL962a	Yes				Yes						
ETL Listed to CSA - 22.2	No	Yes		No							
Interlocking Safety Feature	Circuit Breaker				Manual Reset Thermostat						
Electrical Connection	4 1/2' cord with a NEMA 5-15P plug				Hardwired						
Warranty	2 Years										

Receptacle:	CHARGING			POWERING		
						
Tamper Resistant	Yes	Yes	NA	Yes	Yes	
120V AC Outlets	2	2	0	2	2	
USB Ports	2 USB-C (PD)	2 USB-A	4 USB-A	0	2 USB-A	
GFCI	0			2	Yes (Inline to GFCI outlet)	
Max Current	AC: 3 amps @ 120 VAC USB (PD Device): 2 amps @ 15 VDC 3 amps @ 9 VDC USB (Non-PD Device): 3 amps @ 5 VDC	AC: 3 amps @ 120 VAC USB: 3 amps @ 5 VDC	4.2 amps @ 5 VDC	20 amps		AC: 20 amps @ 120 VAC (Combined) USB 3.6 amps @ 5 VDC
LED Indicator	No			Yes	No	