

Invented for life



Bosch Kitchen Lookbook

Kitchen Planning, Design and Inspiration





**Bosch Drawer
Microwave**
HMD8053UC
Available in
27" and 30".

100 Plus Bosch Dishwasher
SHE4AEM5N



The kitchen is more than a place to cook.

It's where we gather, share, create and savor all of life's moments. Through our products, we strive to enhance the daily quality of life. At Bosch, we believe that a cooktop should be a recipe for ease, that the joy of simplicity is anything but minimal, and that quality goes beyond the material.

800 Series Wall Oven HBL8454UC
500 Series Gas Cooktop NGM5659UC



Quality that holds true.

From the feel of an oven handle, to the quiet of a dishwasher, to the ease of a cooktop, it's these small details, obsessed upon by our engineers and repeatedly tested in our factory that manifest as the tangible difference of Bosch quality. Each innovation is thoughtfully designed, combining form and function, to bring efficiency and joyful ease to your daily tasks.



A brand you can trust.



America's Most Trusted® Kitchen Brand 6 Years in a Row 2019-2024*

We're honored to be trusted by you and promise to always deliver lasting products that bring effortless ease and timeless style to your kitchen.



485 quality checks

Every dishwasher must pass 485 quality checks—including running every single one with water—before leaving the factory. So you can rest assured that your dishwasher is built to withstand whatever life throws your way.

*Bosch received the highest numerical score in the proprietary Lifestory Research 2019, 2020, 2021, 2022, 2023 and 2024 America's Most Trusted® Kitchen Brands study. Study results are based on experiences and perceptions of people surveyed. Your experiences may vary. Visit www.lifestoryresearch.com.



Own the kitchen #LikeABosch

Experience precision kitchen solutions that deliver superior performance for perfect results, every time.

800 Series French Door Bottom Mount Refrigerator B36CT80SNS
800 Series Induction Cooktop NIT8660UC
800 Series Dishwasher SHX78CM5N
Benchmark® Combination Oven HSLP751UC



800 Series French Door Bottom Mount Refrigerator B36CT80SNS
800 Series Dishwasher SHX78CM5N
800 Series Gas Cooktop NGM8658UC
800 Series Single Wall Oven HBL8454UC

Daringly different. Infinitely beautiful.

Behold a daring new way to design your kitchen. Our Black Stainless Steel Collection is built with the quality you expect from Bosch in a contemporary style.



Durable materials

Our black stainless steel is made from a special material, not simply a black foil coating.



Make a statement without leaving a mark

Bosch black stainless steel helps guard against scratches and fingerprints to maintain their bold look.



Timeless design

What's beneath the surface is equally impressive. Our black stainless steel is designed with superior engineering and quality materials for outstanding performance day in and day out.



800 Series French Door Bottom Mount Refrigerator B36CT80SNB
800 Series Industrial-Style Gas Range HGS8645UC
800 Series Wall Hood HCP86641UC



Bosch Chimney Wall Hood and Double Wall Oven

Peace of Mind

Ever wonder if you left the oven on or if the fridge door is still open? With the Home Connect® app, simply check on your appliances with your smartphone from wherever you are.*

Simplification

From voice assistants to smartwatches, Bosch appliances with Home Connect® work seamlessly with a variety of partners to unlock a network full of possibilities.

Automation

Because sometimes you just want to set it and forget it. Access guided recipes, have dish detergent tabs delivered to your door, or start your coffee machine the moment you pull into your garage.

Master your day, in your own way.

Smart homes help people stay in the know when it matters. That's why Bosch created a collection of connected appliances designed to make your life easier. Home Connect® allows a variety of Bosch home appliances to be remotely monitored and controlled, for a new level of ease and convenience.



*Connectivity and speed varies based on network and WiFi levels.

800 Series French Door Bottom Mount Refrigerator B36CT80SNS
300 Series Dishwasher SHE53C85N

Small space living. The big new movement.

Designing for small spaces, especially kitchens, lends itself to embracing the beauty of simplicity and efficiency. Clean, uncluttered lines. Easy aesthetics. And smaller-scaled appliances designed in correct proportions, create balance and harmony within the surrounding space.

Bosch's suite of 18" and 24" appliances are specifically designed to fit downscaled living, without sacrificing upscale tastes. Premium in every way, Bosch small scale appliances feature the quality and performance you'd expect in full-size appliances.

800 Series Bottom Freezer Refrigerator B24CB80ESS
500 Series Wall Oven HBE5453UC
500 Series Induction Cooktop NIT5460UC
300 Series Wall Hood HCP34E52UC
800 Series Dishwasher SPX68C75UC
500 Series Washer WGB24600UC
500 Series Dryer WQB245B0UC



Discover Bosch Benchmark™ Series.

Like the name, Benchmark™ Series represents the pinnacle of Bosch design and performance. Signature products include dishwashers, built-in refrigeration, steam and SideOpening wall ovens, and FlexInduction® cooktops. Designed as a suite or alone, our Benchmark™ Series is sure to beautifully complement any kitchen.

Exclusive Benchmark™ Features

Specific features vary by model.




Our Benchmark™ Series offers built-in refrigeration that **seamlessly integrates with the kitchen cabinetry**.




Enjoy the intuitive ease of our left or right **SideOpening door**, available on Benchmark™ Series wall ovens. It provides better ergonomic access to the oven cavity, allowing you to remove heavy dishes effortlessly.



The Benchmark™ Series steam convection oven prepares dishes that are tender on the inside and crisp on the outside. **Steam cooking** helps food retain its intended color, nutrients, and flavor.



FlexInduction® offers multiple cooking options. Program two zones on separate heat settings or combine them into one large zone for griddle cooking, teppanyaki, or a grill plate.



A bright white **interior light** adds an aesthetic in Benchmark™ dishwashers and makes loading easier in dim lighting.

Benchmark™ French Door Bottom Mount Refrigerator B36BT935NS
 Benchmark® Double Wall Oven HBLP651RUC



Benchmark® Dishwasher SHX9PCM5N
800 Series Industrial-Style Gas Range HGS8055UC
800 Series Microwave HMV8053U
500 Series French Door Bottom Mount Refrigerator B36CD50SNS



Built-in Refrigerators

Bosch built-in refrigerators are designed to give you ultimate flexibility when designing your kitchen. Install a 36" French-door bottom mount freezer unit or combine refrigerator and freezer columns for a larger 48" unit or an extra-large 60" double-fridge or fridge-freezer unit. To see the full collection of built-in refrigerators, visit bosch-home.com/us.



36" French Door Refrigerator



18" Single-door Freezer



30" Single-door Refrigerator



30" Refrigerator with Bottom Freezer



24" Refrigerator with Bottom Freezer

Key Innovations


Specific features vary by model.



The unique design of the **OptiFlex® hinge** allows for a fully flush installation bringing a new level of sophistication to your kitchen.



Dual compressors and evaporators optimize freshness. Not only do they provide more accurate temperature and humidity control, they also help to prevent freezer burn and odor transfer.



Bosch offers custom panel refrigeration units that **seamlessly blend in with the kitchen cabinetry**.



Remotely monitor and control your built-in refrigerator with the **Home Connect®** app. Receive open door notifications, water filter replacement reminders, and more.

Learn More

Benchmark® Freezer B18IF905SP
Benchmark® Refrigerator B30IR905SP

Freestanding Refrigerators

Form and function, evolved. Bosch refrigerators feature a sleek exterior, a best-in-class freshness system, and innovative features designed to help you preserve the foods you love. With a stunning interior that spares no detail, minimize food waste with fresh foods in view and within reach. Bosch offers both counter-depth refrigerators, that effortlessly look and feel built in, and standard-depth refrigerators for increased capacity. Available in 24" and 36" options, as well as recessed handle, black stainless steel, and glass over stainless variations. To see the full collection of freestanding refrigerators, visit bosch-home.com/us.

Counter-depth

Standard-depth




36" Bar Handle 36" Bar Handle Black Stainless Steel 36" Bar Handle 36" Bar Handle Black Stainless Steel 36" Recessed Handle 36" Recessed Handle (Bar Handle option available) 36" Refreshment Center 24" Glass Door Refrigerator 36" Bar Handle 36" Bar Handle Black Stainless Steel

Key Innovations

Specific features vary by model.



Revolutionary **VitaFresh® technology** keeps your food **fresh up to 3x longer.**¹



Organize your fridge in new ways: **FlexBar® creates extra space** in your refrigerator and is completely adjustable to you and your needs.



Get filtered ice and water fast. **UltraClarityPro®** water filter reduces >99.9% of impurities.



Dual compressors and dual evaporators offer precise cooling and humidity control while limiting odor transfer between the refrigerator and freezer.



From the **gallon door bins**, to the LED lighting and sleek adjustable glass shelves, high quality materials are used to build every Bosch refrigerator.



Your Bosch connected refrigerator can be remotely monitored and controlled with the **Home Connect®** app, for a new level of ease and convenience.

Learn More



¹As compared to a Bosch refrigerator without VitaFresh®. Results may vary among different foods. ²Based on single ice maker production rates during a 24-hour period, measured per IEC standard and manufacturer user's manuals, for brands identified in US and Canada TraQline as freestanding French door bottom mount refrigerators. ³Based on single ice maker production rates during a 24-hour period, measured per IEC standards, when the ice bin was removed. Results may vary depending on operating conditions. Based on filling 8 oz. glasses.



Wash the dishes #LikeABosch

Bosch dishwashers provide desert-level dryness every time, even with plastics

CR Consumer Reports
RECOMMENDED[®]

Scan to learn more

Bosch is proud that 800 Series model SHX78CM5N is recommended by Consumer Reports.

800 Series Dishwasher SHX78CM5N
800 Series French Door Bottom Mount Refrigerator B36CT80SNS

Learn More



800 Series Dishwasher SHP78CM5N

Dishwashers

From their legendary quiet performance to their promise of sparkling clean dishes, Bosch dishwashers are purposefully designed with a wide range of ingenious, yet intuitive solutions to make your life easier. As the quietest dishwasher brand in the U.S.,¹ Bosch dishwashers bring peace and quiet to the kitchen. Available in 18” and 24” widths, and ADA height compliant options. To see the full collection of dishwashers, visit bosch-home.com/us.



Pocket Handle



Bar Handle



Custom Panel



Recessed Handle



Scoop Handle



18” width
ADA-compliant height



24” width
ADA-compliant height

Key Innovations

Specific features vary by model.




PrecisionWash® uses intelligent sensors that continually scan and check the progress of dishes throughout the cycle, and powerful, precision spray arms go to work targeting every item of every load.



PowerControl™ spray arm enhances PrecisionWash® performance to target your dirtiest dishes with a deeper clean, no matter where you load them on the bottom rack. No more scrubbing, pre-rinsing, or hand washing.



The ultimate dry. Patented **CrystalDry™ technology** transforms moisture into heat up to 176°F to get dishes, including plastics, 60% drier.²



With **two different 3rd rack designs** and a range of innovations such as the RackMatic® adjustable middle rack and FlexSpace® tines that fold down to make space for larger items, a Bosch dishwasher represents a whole new era in loading dishes.



When selected, the **AutoAir® option** automatically opens the door at the end of the drying cycle to let moisture escape and fresh air circulate for 40% drier dishes.³



A range of sound-reducing technologies makes Bosch the **quietest dishwasher brand** in the U.S.⁴

¹Based on an average of sound ratings of 24” Full Size Stainless Steel Tub dishwashers contained in major brands websites. Major brands defined as TraQline Top 5 Market Share December 2022.

²Based on aggregate average drying performance of Bosch Dishwashers with CrystalDry™ on combined household load including plastics, glass, steel, and porcelain as compared to Bosch Dishwashers with PureDry®. Drying performance may vary by dish type.

³Based on average drying performance of Bosch Dishwashers with AutoAir® after seven hours as compared to Bosch Dishwashers with PureDry®.

⁴Based on an average of sound ratings of 24” Full Size Stainless Steel Tub dishwashers contained in major brands websites. Major brands defined as TraQline Top 5 Market

Cook #LikeA**Bosch**

Deliver blue ribbon meals, guaranteed to impress.



800 Series French Door Bottom Mount Refrigerator B36CT80SNS
800 Series Dishwasher SHX78CM5N
800 Series Gas Cooktop NGM8658UC
800 Series Single Wall Oven HBL8454UC

Learn More



800 Series Wall Oven HBL8454UC

Wall Ovens

With the Bosch All-in-One Oven, enjoy the benefits of multiple kitchen appliances in one streamlined oven. It's a Pizza Oven for artisanal pies, a BBQ Broiler for crispy charred meats, and yes—even an air fryer. The All-in-One oven delivers all the cooking versatility without the countertop clutter. Bosch wall ovens can be installed flush for a sleek look, vertically stacked for increased cooking capacity, or placed under a cooktop to maximize kitchen space. Combine a wall oven with a speed or steam oven for even more flexible cooking options. Available in 24", 27", and 30" options. To see the full collection of wall ovens, visit bosch-home.com/us.



Key Innovations

Specific features vary by model.



Get the benefits of multiple kitchen appliances in one oven with versatile cooking modes, such as **Air Fry** for crispy results without added oil.



Enjoy the intuitive ease of our left or right **SideOpening door**, available on Benchmark™ Series wall ovens. It provides better ergonomic access to the oven cavity, allowing you to remove heavy dishes effortlessly.




Dampened hinges softly guide the **QuietClose® door** shut so you never slam the door. It's premium engineering that you'll appreciate each time you close your oven.



Preheat your oven from anywhere* using the **HomeConnect®** app, so the oven is ready to cook when you are.



With **Convection Multi-rack**, a third heating element around the convection fan circulates warm air more evenly throughout the oven cavity. The result? Even baking results on all racks.



Take the guesswork out of cooking meats with the **integrated temperature probe**. The probe monitors the internal temperature of meats and automatically turns off the oven when the desired doneness is reached.

*Connectivity and speed vary based on network and Wi-Fi levels.

Cooktops

Bosch cooktops are designed to deliver perfect results with minimal effort. Whether you choose induction, gas or electric, every Bosch cooktop combines simplicity with intuitive usability – so recipes are followed more efficiently, meals are made quickly, and cleanup happens easily. Because at the end of a long day, Bosch believes cooking should bring joy, not frustration. Available in 24”, 30”, and 36” options. To see the full collection of cooktops, visit bosch-home.com/us.




Gas



Electric

Available in framed or frameless options.



Induction

Available in framed or frameless options.

Key Innovations

Specific features vary by model.




FlameSelect® enables you to easily adjust the exact flame size across nine distinct power levels. The patented valve technology offers the power of gas cooking combined with the control and precision of an electric cooktop.




FlexInduction® offers multiple cooking options. Program two zones on separate heat settings or combine them into one large zone for griddle cooking, Teppanyaki, or a grill plate.



The **OptiSim®** burner cap design is wider and thicker, which diffuses the heat evenly for better flame control when simmering delicate sauces.



Glass surfaces allow for **easy to clean electric and induction** cooktops.



Continuous grates on every Bosch gas cooktop make moving heavy pots easy, while seamless, one-piece stainless steel design makes cleanup simple. Some grates are also **dishwasher-safe** for easy cleaning.



Induction cooktops with **Home Connect®** let you remotely check if your cooktop is still on. Also, discover recipes and send the appropriate settings straight to your cooktop.



Learn More



500 Series French Door Bottom Mount Refrigerator B36CD50SNS
500 Series Gas Cooktop NGM5659UC



Rangetops

With a commercial-inspired design, high-powered burners and Bosch quality, the industrial-style rangetops are designed to perform beautifully. To learn more about rangetops, visit bosch-home.com/us.



30"
RGM8058UC



36"
RGM8658UC

Key Innovations


Specific features vary by model.




With a special enameling process, the heavy-duty continuous surface grates are **dishwasher-safe** for convenient clean up.



Dual-Flame Power Burner allows for better heat distribution and more uniform cooking. One burner takes you from a high power dual flame for boiling or searing to one small flame for precise simmering.



The **OptiSim**® burner cap design is wider and thicker, which diffuses the heat evenly for better flame control when simmering delicate sauces.



The easy-to-clean **black porcelain enameled cooking surface** is scratch and stain resistant.



High-efficiency burner technology requires less gas BTUs to achieve a faster boiling time, resulting in energy and time savings.



Bold, heavy-duty metal **Front Control Knobs** and bezels for a professional, commercial-quality appliances look and 20%* more cook space.

Learn More

800 Series Gas Rangetop RGM8658UC

*Based on comparison of Bosch RGM8658UC 36" 6-burner rangetop to Bosch NGM8656UC 36" 5-burner gas cooktop



Industrial-Style Ranges

With a stunning, versatile design, Bosch industrial-style ranges make a beautiful focal point to any kitchen. The industrial-style ranges deliver the perfect balance of bold design and high-performing function. Available in induction, gas or dual-fuel, 30" or 36" and stainless steel or a black stainless steel finish to help guard against scratches and fingerprints. To learn more about the freestanding ranges, visit bosch-home.com/us.

Gas		Dual-Fuel		Induction	
					
HGS8055UC 30" 5-Burner Stainless Steel	HGS8655UC 36" 6-Burner Stainless Steel	HDS8055U 30" 5-Burner Stainless Steel	HDS8655U 36" 6-Burner Stainless Steel	HIS8055U 30" 4-Elements Stainless Steel	HIS8655U 36" 5-Elements Stainless Steel
					
HGS8045UC 30" 5-Burner Black Stainless Steel	HGS8645UC 36" 6-Burner Black Stainless Steel	HDS8045U 30" 5-Burner Black Stainless Steel	HDS8645U 36" 6-Burner Black Stainless Steel		

Key Innovations


Specific features vary by model.



With a special enameling process, the heavy-duty continuous surface grates can be easily and quickly **cleaned in the dishwasher** instead of by hand.




Dual-Flame Power Burner allows for better heat distribution and more uniform cooking. One burner takes you from a high power dual flame for boiling or searing to one small flame for precise simmering.




Our **easy to install range design** fits any standard freestanding range cutout for a flush look (25" depth).



Bosch's most powerful induction element—the center element delivers **5500W of power for maximum power**.



High-efficiency burner technology requires less gas BTUs to achieve a faster boiling time, resulting in energy and time savings.



The **Temperature Probe** on the Dual-Fuel models measures the internal temperature of meats cooking in the oven and automatically shuts off when desired temperature is reached.

Learn More





Slide-in Ranges

Replace your freestanding range with a slide-in without changing cabinetry or countertops. These sleek, full-depth ranges optimize counter space, offering five burners, ovens with Convection Multi-rack, and a convenient warming drawer. Available in gas, induction, electric, and dual-fuel. Available in 30" options. To see the full collection of slide-in ranges, visit [bosch-](#)



Gas



Induction



Electric



Dual-fuel

Key Innovations

Specific features vary by model.




Our convenient **slide-in design** lends an instant, built-in look to any kitchen.



Induction slide-in ranges offer **precise temperature control**, resulting in faster, more efficient cooking.



The dual-fuel, electric, and induction ranges feature **Convection Multi-rack** for even baking results on all three racks.



The convenience of a **warming drawer** make our slide-in ranges the most versatile appliance in your kitchen.

Learn More





Benchmark® Induction Cooktop NITP060SUC
300 Series Wall Hood HCP30E52UC

Learn More



Ventilation

Bosch's super-efficient, highly effective ventilation products quickly remove steam, odors, grease, and smoke without adding distracting noise. All Bosch ventilation offer the flexibility of recirculation. All-in-one box ventilation solutions for standard installation make Bosch the perfect choice for kitchen remodels. Available in 21", 24", 30", 36", and 42" options. To see the full collection of ventilation, visit bosch-home.com/us.



Pyramid Hood



Chimney Hood



Island Hood



Pull-out Hood



Downdraft Hood



Custom Insert Hood



Under-cabinet Hood

Key Innovations

Specific features vary by model.



Sleek touch controls with LCD display are easy to use and add a sleek look and feel.



Downdraft ventilation retracts out of sight when not in use to seamlessly integrate into your kitchen.



Enjoy the convenience of **dishwasher-safe aluminum mesh filters** for easy cleaning.



Home Connect® enabled hoods automatically activate when the connected cooktop is turned on and adjust the blower speed to match the level of heat detected while cooking.

Learn More



Microwaves and Storage & Warming Drawers

Bosch over-the-range microwaves have built-in ventilation to efficiently remove steam, smoke, grease, and odors. The drawer microwave is perfect for under-counter installations, and the built-in microwaves can be paired with a Bosch wall oven for a premier cooking center. Available in 24", 27", and 30" options. To see the full collection of warming drawers and microwaves, visit bosch-home.com/us.



Over-the-range Microwave



Drawer Microwave



Built-in Microwave



Warming Drawer

Key Innovations

Specific features vary by model.



Bosch over-the-range microwaves not only cook, they also have built-in, **multi-speed ventilation** to efficiently remove steam, smoke, grease, and odors.



The drawer microwave is the ideal solution for under-counter installations, **saving counter space**.



Bosch built-in microwaves have **10 power levels** and **9 sensor cooking programs** to simplify cooking for great results every time.



Designed to match the perfectly flush fit of a Bosch oven, the warming drawer has **3 settings to keep meals hot and ready to serve**.

800 Series Wall Oven HBL8454UC
500 Series Built-in Microwave HMB50152UC
500 Series Warming Drawer HWD5051UC

Built-in Coffee Machine

Bosch has brewed up smart ideas to let you craft the perfect cup quickly and easily. Our built-in coffee machine is stylishly designed with innovative technologies to prepare coffee precisely when and how you like it. Whether you wish to wake up to a macchiato, relax with a cappuccino, serve up a strong espresso, or froth the perfect latte, Bosch makes it easier to brew it like a barista. And with our intuitive Home Connect® app, you can control it all from your smartphone or tablet. Available in 24" option. For more feature details, visit bosch-home.com/us.



Key Innovations

Specific features vary by model.



The Bosch built-in coffee machine brings **modern design and innovation** to your kitchen. With a simple touch of a button, you can start brewing delicious coffee, espressos, cappuccinos, and lattes.



With the **all-in-one design**, there is no need for additional plumbing and no need to install a separate water line.



The brewing system engulfs the coffee grounds in hot water and then brews them in a pressurized chamber. The result: coffee made in **optimal brewing conditions**.



Order your drink directly from the **Home Connect®** app to have your coffee freshly made when you get home.

Learn More



Learn More




500 Series Washer WGB24600UC
500 Series Dryer WQB245B0UC

Compact Laundry

When space is at a premium, every inch counts. Our 24" compact washers and dryers have flexible installation options. Install them side-by-side under a counter, or stack them in a closet, bathroom, kitchen or any other small space. Our washers powerfully clean while protecting your clothes, while AquaStop® leak protection system on the 500 Series washers, give you peace of mind. To see the full collection of compact washer and dryers, visit bosch-home.com/us.



Compact Washer



Compact Dryer

Key Innovations


Specific features vary by model.



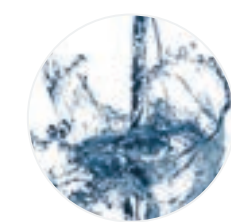
The Heat Pump dryer features a **self-cleaning condenser**, eliminating the need to clean it manually and ensures your dryer performs at its best, load after load.



The Bosch washers and dryers are **ENERGY STAR® certified** for less energy usage and more water savings. The 500 Series heat pump dryers are 60% more efficient* and are recognized as **ENERGY STAR® Most Efficient** of 2024 along with their matching washers.



Bosch 24" washers feature a **sleek design that offers best-in-class installation**. With their ventless design, no ducting is required and they can be installed side by side under a counter or stacked in a closet, bathroom, or other small space.



AquaStop® Plus System on the 500 Series washers provides protection against water damage with 24 hour leak detection.



The **SpeedPerfect®** option can be used on any small, lightly soiled load.



With a Bosch connected washer and dryer, you can **start a cycle from anywhere,**** using your smartphone or tablet.

*Based on a comparison of Bosch condensation dryers and Bosch dryers with heat pump technology, as listed on the energy star website. **Connectivity and speed vary based on network and Wi-Fi levels.

Bosch Home Appliances
1901 Main St., Suite 600
Irvine, CA 92614
www.bosch-home.com/us
www.bosch-home.ca

Call Center Support:
1-800-944-2904

©2024 BSH Home Appliances Corporation

All rights reserved.
Bosch is a registered trademark of Robert Bosch GmbH.
24-BOS-1762 4/24